



Beverage Control Systems

1.877.501.2337

support@usbeersaver.com

www.usbeersaver.com

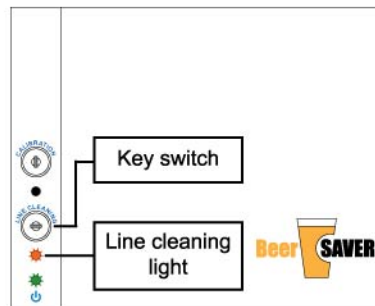
## LINE CLEANING INSTRUCTIONS

1



Before you begin cleaning the lines, make sure **NO ONE** is pouring from any of the lines you are cleaning.

2



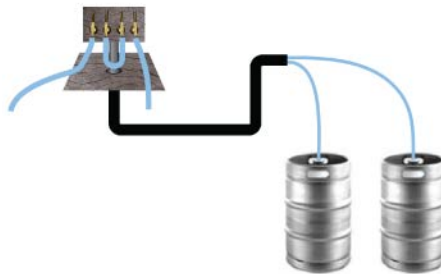
Turn the line cleaning key clockwise. The **orange** light will turn on.

• On

• Off

Wait 5 minutes before proceeding to the next step.

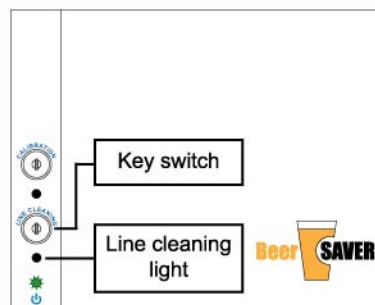
3



Detach the kegs and begin line cleaning. **DO NOT** use beads or sponges.

Wait 2 minutes after you have finished the line cleaning before turning the key off.

4



Turn off the line cleaning key. The **orange** light will turn off. Reattach the kegs and fill the lines with beer.