



DRAFT BEER MONITORING SYSTEM



NEW YORK • VANCOUVER • HONG KONG



OUR CUSTOMERS



I used to use Freepour and switched to BeerSAVER, I have been using the system for about 6 months and I really like the system and it already has saved me money and even caught a bartender giving away drinks. I would highly recommend BeerSAVER to any Full Service Restaurant and Bar as a company to trust your money in.

— Randy Yamamoto, Franchise Owner, Buffalo Wild Wings

700+

SYSTEMS
INSTALLED

9

COUNTRIES

15M+

OUNCES OF BEER
SAVED

\$5M+

INCREASED SALES TO
RESTAURANTS

OUR MISSION

“At BeerSAVER, our mission is be an innovative leader in providing the best beverage control systems in the world, while offering outstanding customer service.”





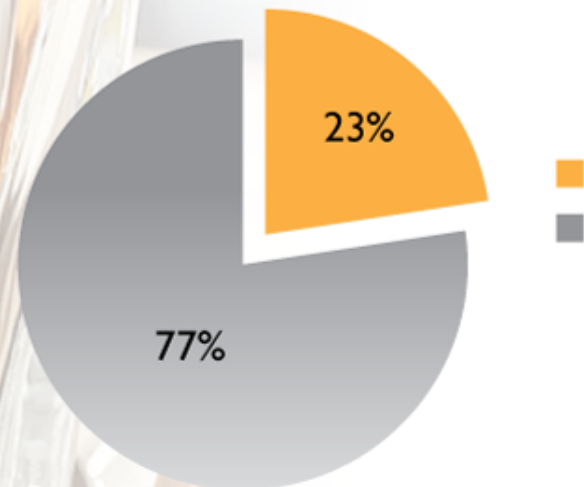
WHAT WE DO BEST

BeerSAVER has developed an online system for owners and operators to track the amount of beer actually poured versus what is being rung in to eliminate waste and theft.

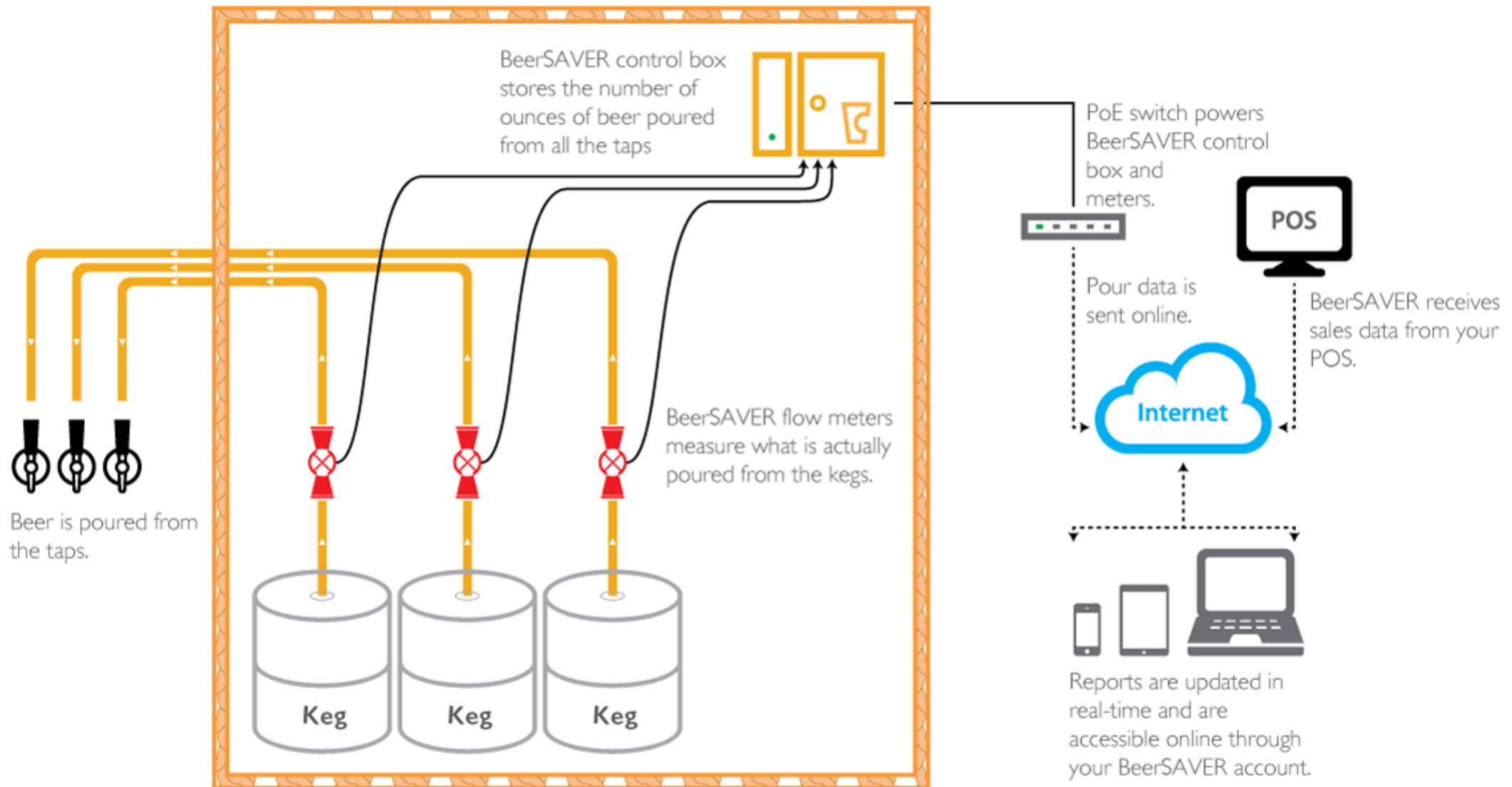
- * Reduction of theft
- * Reduce overpours
- * Save time by seeing exactly what's remaining in each keg

ARE YOU LOSING BEER?

We provide an end-to-end solution for bars and restaurants to eliminate the industry average loss of 23% for the most accountable and effective bar management.



HOW DOES BEERSAVER WORK?



BEERSAVER BENEFITS



REAL-TIME INFORMATION

Make use of timely information to stay apprised of any unaccounted pours, other variances and temperature. Receive up-to-date email alerts.



INVENTORY MANAGEMENT

By knowing your current inventory levels on hand, you are able to manage your inventory more effectively. There is no need to do physical manual inventory counts each week.



VARIANCE REPORTS

Identify and report unaccounted pours and over-pours by comparing ounces poured and ounces sold on the POS.



REPORTING APP

Know what is happening at your location 24 hours a day in real time on a smartphone or tablet.



KEY MANAGEMENT APP

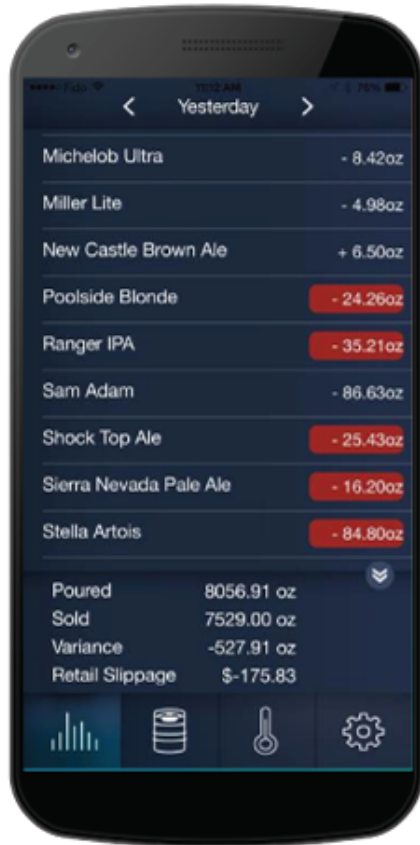
Display what is left in your cooler room inventory in real time.



eBeerMenu

Display on a TV or website the beers you have on tap, a description, pricing, and how much is left.

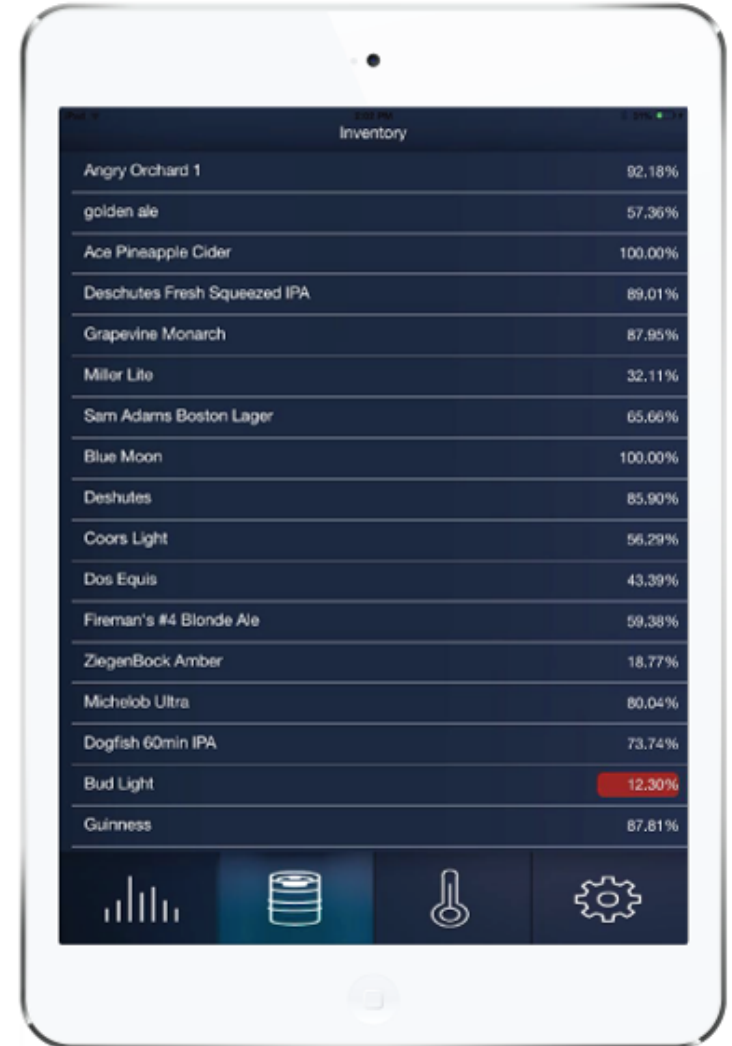
BEERSAVER APP



View highlighted missing beer in real-time



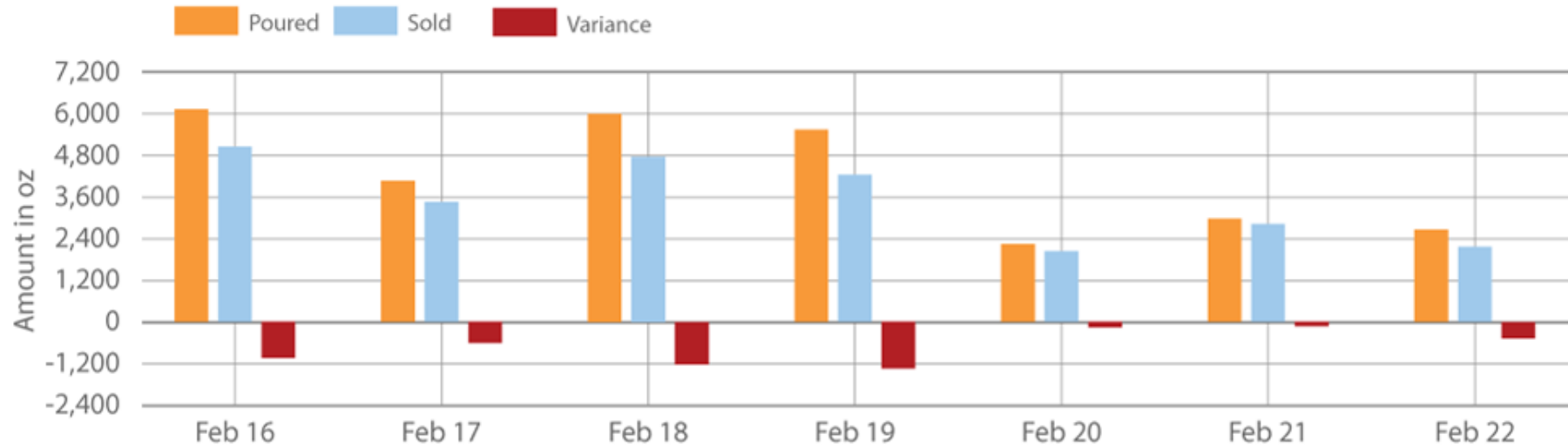
Track temperature of beer line



Swipe after retapping keg to monitor inventory

BEERSAVER ANALYTICS

Los Angeles: Last 7 days Variance Performance



BEERSAVER VARIANCE REPORT

[Export to CSV](#)[Export Product Mix](#)

Daily Variance Report : Friday, May 13

— Draft Beer

Beverage	oz Poured	oz Sold	oz Variance	%	Retail Slippage
Cider	242.31	234.00	-8.31	-3.55 %	-\$2.08
IPA	377.11	366.00	-11.11	-3.04 %	-\$2.78
Lager	299.04	268.50	-30.54	-11.37 %	-\$7.64
Pale Ale	275.50	265.00	-10.00	-3.77 %	-\$2.50
Seasonal	56.66	39.50	-17.66	-45.28 %	-\$4.42
Stout	86.64	78.00	-8.64	-11.08 %	-\$2.16
Total	1,337.26	1,251.00	-86.26	-6.90 %	\$-21.58 (-5.39 pints)

Slippage Total : **\$-21.58**

Lists how many ounces are poured from each tap

Lists the number of ounces that were "rung in" on the POS System

Calculates and lists the number of unaccounted ounces

Calculates and displays foregone sales

BEERSAVER VARIANCE DETAILS REPORT

[Export to CSV](#)

Our system highlights unaccounted pours that are not rung in within a certain time range.





































Variance Details (Lager) : Tuesday, Feb 22

Shift	Time	oz Poured	oz Sold	oz Variance	Item Sold & Tap
Day	11:45 AM	16.34		-16.34	Tap 1
	11:46 AM		16.00	-0.34	Lager 16oz - John Smith
	11:58 AM	15.86		-16.20	Tap 1
	11:58 AM		16.00	-0.20	Lager 16oz - Tim Brown
	12:15 PM	16.43		-16.63	Tap 1
	12:28 PM	17.34		-33.97	Tap 1
	12:29 PM		16.00	-17.97	Lager 16oz - John Smith
	12:35 PM	16.23		-34.20	Tap 1
	12:36 PM		16.00	-18.20	Lager 16oz - John Smith
	12:49 PM	64.32		-99.28	Tap 1
	12:50 PM		62.00	-37.28	Pitcher - Tim Brown

This pour is not accounted for in the POS system.

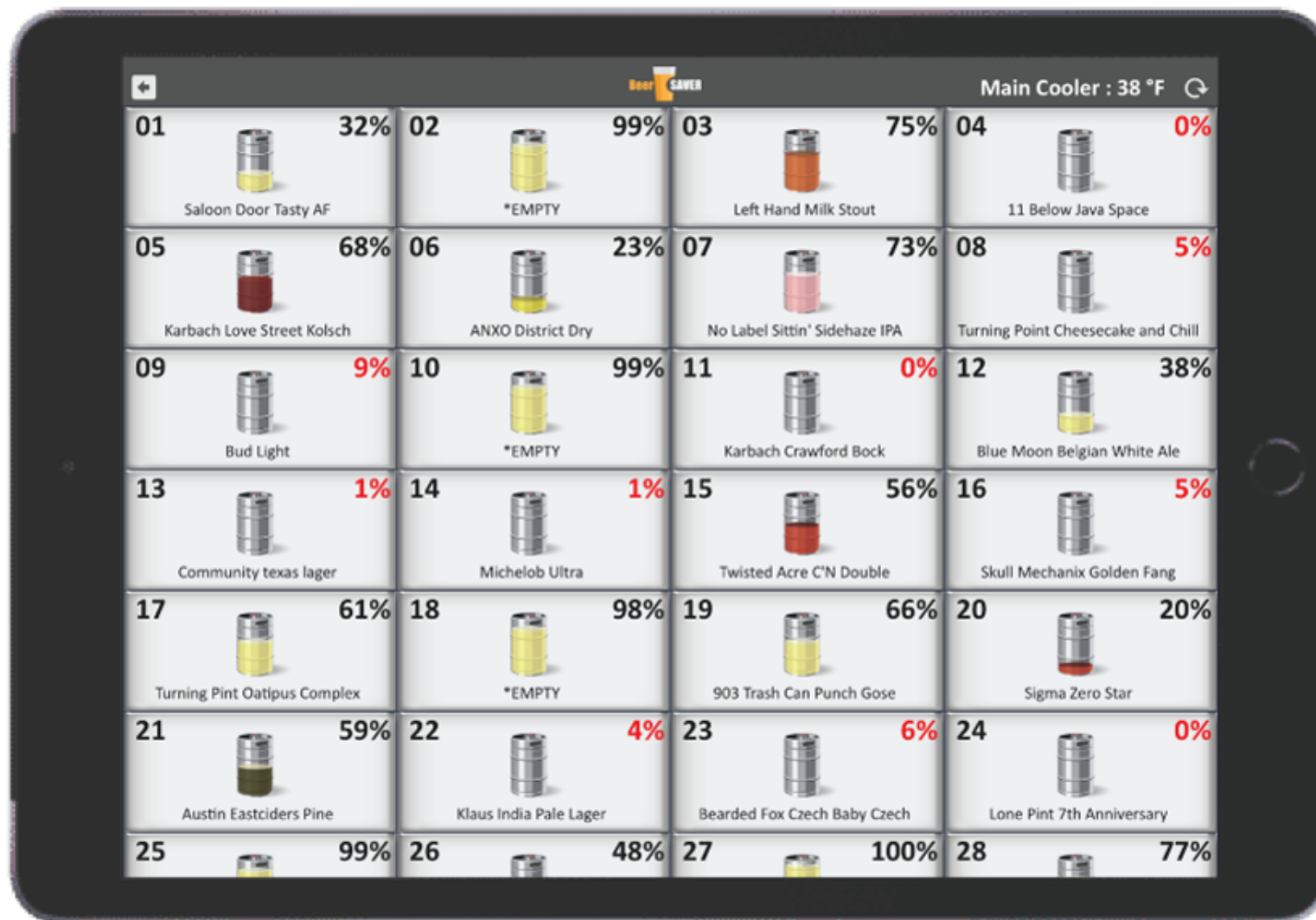
CURRENT KEG STATUS

Export to CSV

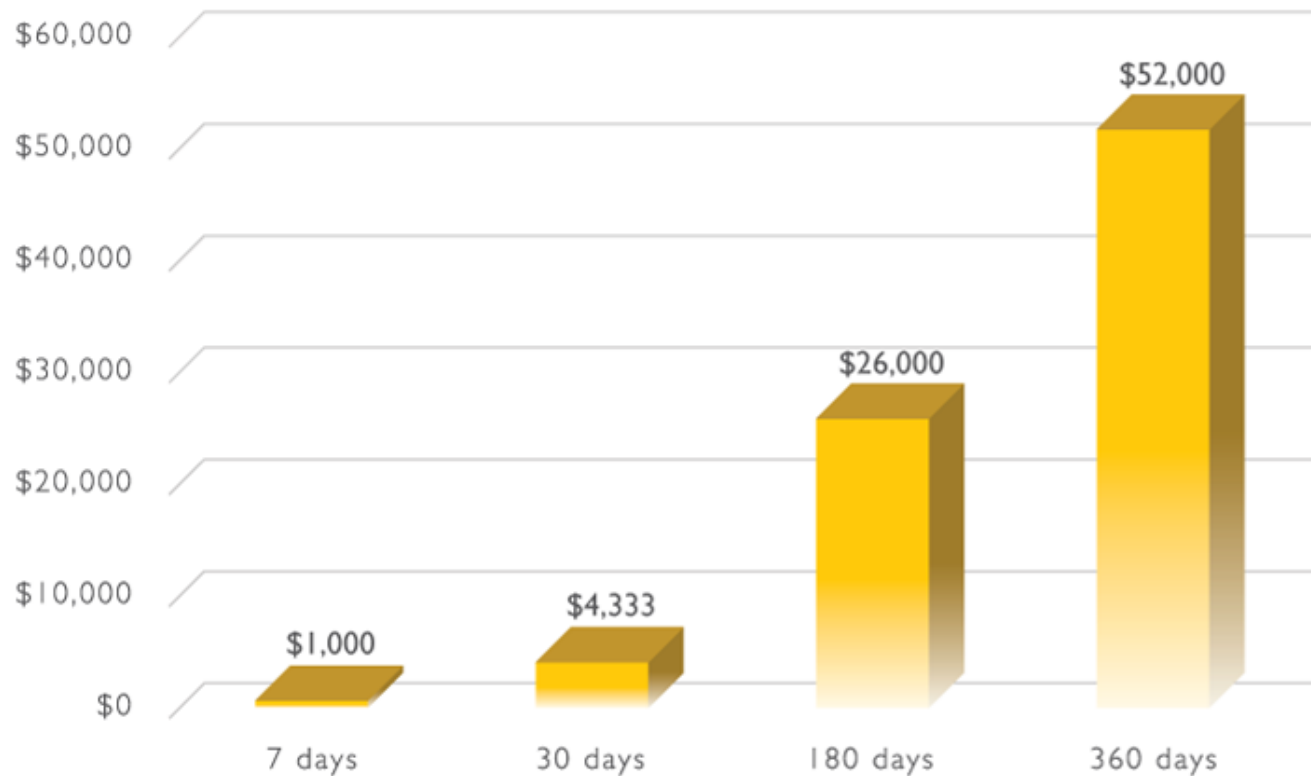
TAP ORDER	BEVERAGE	LAST CHANGED		UNDO / UPDATE	KEG REM.	RETAP	AMT REM.	KEG SIZE
Tap 01	Golden Ale	07/15/2021	9:14 PM	 UPDATE	63%	 	8.38 gal	13.2 gal Keg
Tap 02	Cream Ale	07/17/2021	5:52 PM	 UPDATE	79%	 	10.49 gal	13.2 gal Keg
Tap 03	Pale Ale	07/22/2021	5:52 PM	 UPDATE	91%	 	14.14 gal	15.5 gal Keg
Tap 04	Belgium Wheat	06/28/2021	4:44 PM	 UPDATE	22%	 	3.47 gal	15.5 gal Keg
Tap 05	Hefeweizen	06/01/2021	9:56 PM	 UPDATE	96%	 	12.71 gal	13.2 gal Keg
Tap 06	Cider	06/19/2021	1:19 PM	 UPDATE	92%	 	14.26 gal	15.5 gal Keg
Tap 07	IPA	07/15/2021	6:18 PM	 UPDATE	91%	 	14.11 gal	15.5 gal Keg
Tap 08	Seasonal	07/21/2021	8:14 PM	 UPDATE	29%	 	4.49 gal	15.5 gal Keg
Tap 09	Stout	06/27/2021	3:45 PM	 UPDATE	44%	 	5.84 gal	13.2 gal Keg
Tap 10	Lager	07/22/2021	5:04 PM	 UPDATE	89%	 	13.82 gal	15.5 gal Keg
Tap 11	Winter Ale	06/21/2021	7:56 PM	 UPDATE	86%	 	13.33 gal	15.5 gal Keg
Tap 12	Brown Ale	06/09/2021	7:50 PM	 UPDATE	2%	 	0.29 gal	13.2 gal Keg

Change the
beer that is
on tap

Shows the
amount
remaining in the
tapped keg



BEERSAVER ROI



We have used the BeerSAVER System in our Buffalo Wild Wings for 4+ years and are very happy with its performance. We highly recommend this company if you're in the market to control your beer costs and monitor your beer sales.

— Garrett Schmidt, Franchise Owner,
Buffalo Wild Wings

Chart is based on \$10,000 of revenue per week (approximately 15 kegs). Most BeerSAVER customers increase their revenue by over 10%, and have a return on investment of over \$50,000 within the first year. After installing BeerSAVER, customers usually recover the cost of installing the system within the first month.

BEERSAVER TECHNICAL SPECIFICATIONS



BeerSAVER control box

Each box can monitor up to 24 taps.



Internet Outage Protection

BeerSAVER control box backs up information for up to 7 days, and sends data to the BeerSAVER server when an Internet connection is re-established.



Secure data

128-bit AES encryption. SSL website.



Data backup

All pour and sales data is backed up on the BeerSAVER server.



Backup battery

Over 2 hours of battery power, in case of power failure.

COMPATIBLE POS SYSTEMS



Agilysys
Aldelo
Aloha
Arryved
Auphan
Breadcrumb
Brink
Clear POS
Clover
Comcash
Digital Dining
Dinerware



EZ Dine
Focus
Foodtronix
FuturePOS
Heartland
Hot Sauce
HSI
iGourmate
ITweracs
Lavu
Lightspeed
MaitreD
Micros



Microsale
Mobilebytes
OnePOS
Order Counter
Ordyx
PC Poll
Pixel Point
Point OS
Positouch
Profitek
Restaurant Manager
Restaurant Pro
Revel



Revention
RPower
Silverware
Spectrum
SpeedLine
SpotOn
Square
Squirrel
Toast
TwoTouch
Veloce
Volante

If your POS isn't listed, please contact us.

OUR COMPANY

OUR STORY

BeerSAVER was founded in New York in 2007, and has offices located in New York, Vancouver and Hong Kong. BeerSAVER is the world leader in draft beer controls innovation, helping control slippage and inventory. BeerSAVER even allows for customers to pour their own beer using the SelfTAP system.



New York



Vancouver



Hong Kong



LET US HELP YOU REDUCE SLIPPAGE
AND INCREASE YOUR PROFIT TODAY

1.877.501.2337

info@usbeersaver.com

www.usbeersaver.com

